


Charlotte Chair

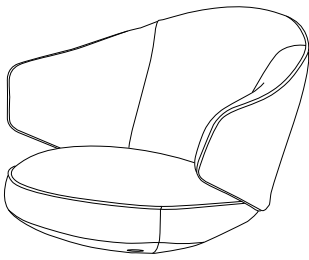
Design by BoConcept

Samlevejledning - Assembly Instructions - Montageanleitung - Instructions d'assemblage - Instrucciones de montaje



406-1490

Chair



A:



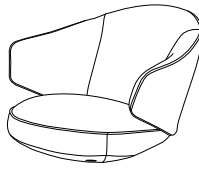
B: 26cm



C: 23cm



D:



A x 1 pcs



B x 2 pcs


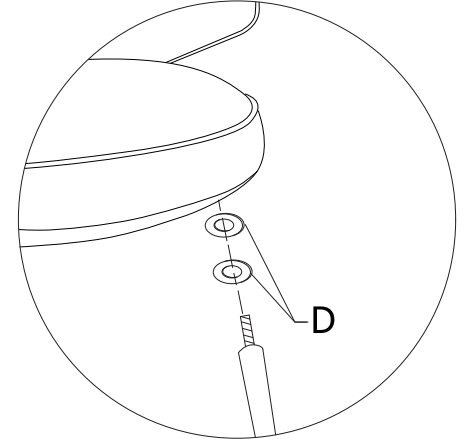
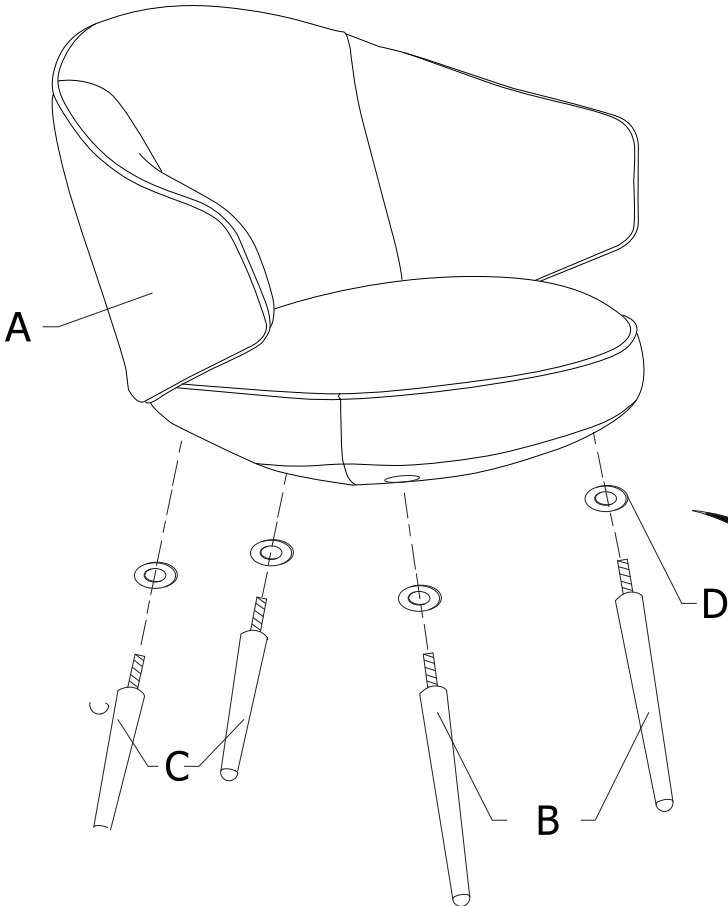


C x 1 pcs



D x 5 pcs

EN: If one leg is too short, use the additional element D
 D: Wenn ein Bein zu kurz ist, verwenden Sie das Zusatzelement D.
 FR: Si un pied est trop court, veuillez monter la pièce D.
 ES: "Si una pata es demasiado corta, use la parte adicional D"
 JP: もし脚(レッグ)が短すぎる場合は、追加のパーツDを使用してください
 CH: 如果脚太短, 請使用附加的D配件



DK Ved reklamation oplyses følgende:

D Im Reklamationsfall, bitte folgendes erläutern:

US In case of claims, please state the following:

F En cas de réclamation, veuillez indiquer:

NL Bij service volgene mededelen

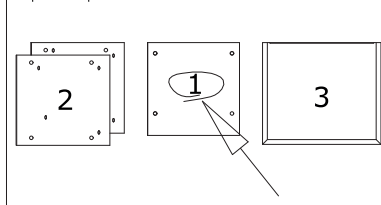
E En caso de reclamación, indicar lo siguiente:

P No caso de reclamação, por favor indique o seguinte:

JP お気づきの点等ございましたら、以下の点をお知らせください。

Example!

Korpus - Korpus - Carcase - Carcasse



Beslag - Fittings - Beschläge - Set de Montage

