


Imola

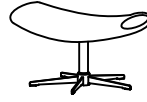
Design by BoConcept

Samlevejledning - Assembly Instructions - Montageanleitung - Instructions d'assemblage - Instrucciones de montaje



L002

0140+8515
110x95x99 cm




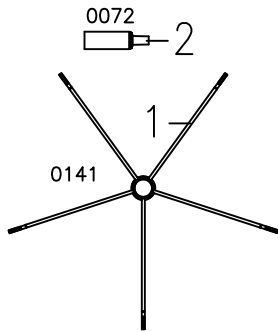
L004

0130+8555
41x66x48/56 cm

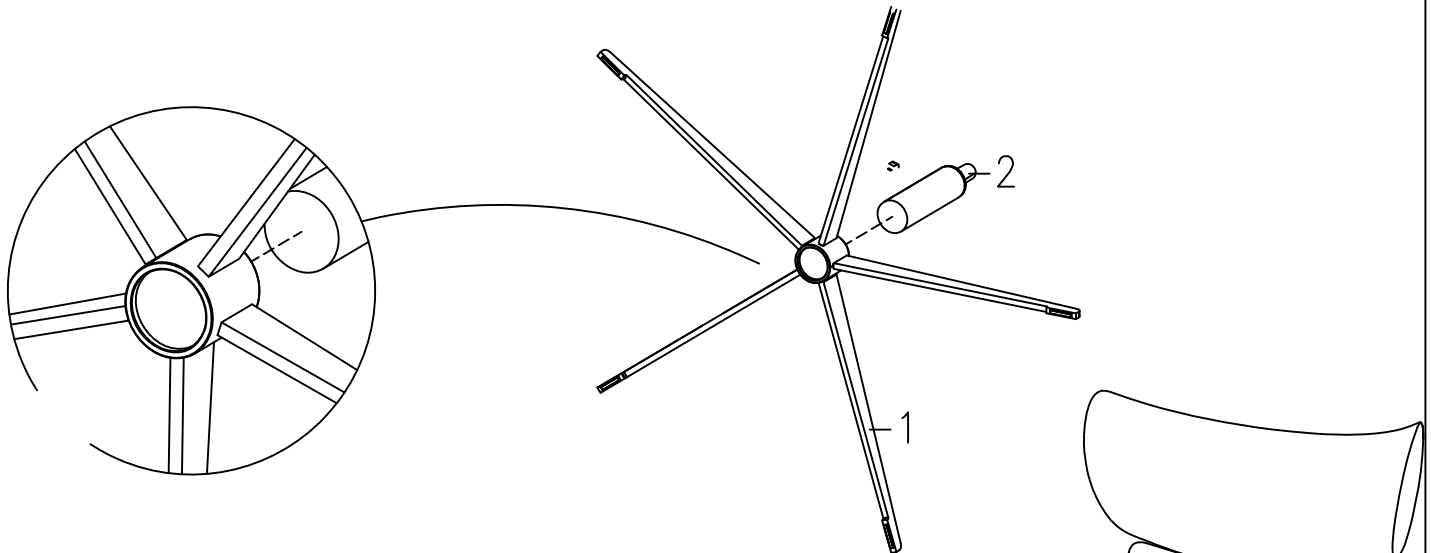
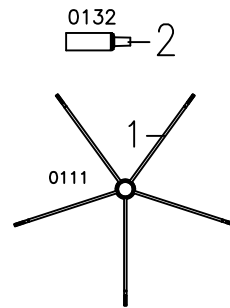
125kg/275lb



0140



0130



DK Skruerne spændes hård.
 US Tighten the screws hard.
 D Ziehen Sie die Schrauben hart.
 F Serrer les vis à fond
 NL Schroeven hard aandraaien.
 E Aprieta fuerte los tornillos
 P Aperte os parafusos com força
 JP 「ネジを固く締めます」。

