

Adelaide

Design by BoConcept

Samvejledning - Assembly Instructions - Montageanleitung - Instructions d'assemblage - Instrucciones de montaje



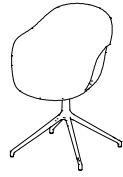
402-D108
2320 + 2120
84,4/47x60x58,4 cm



402-D109
2320 + 2130
84,4/47x45x58,4



402-D110
2320 + 2170
84,4/47x45x58,4



402-D111
2320 + 2100
84,4/47x60x58,4 cm



402-D112
2320 + 2110
84,4/47x45x58,4 cm



402-D113
2320 + 2240
84,4/47x60x58,4 cm

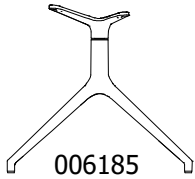


402-D102
2320 + 2340
83/47x57x59 cm



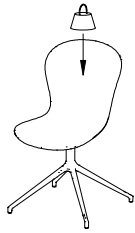
402-D103
3220 + 2350
83/47x57x59

leg base 2320



006185

125kg/275lb



Beslag - Beschläge -
Fittings - Set de montage
937000117 x 2



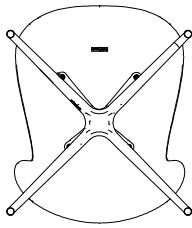
A X 4
979900020
Ø10ø7x1 mm



B X 4
970003125
M6x12 mm



C x 1
1979300004
4 mm

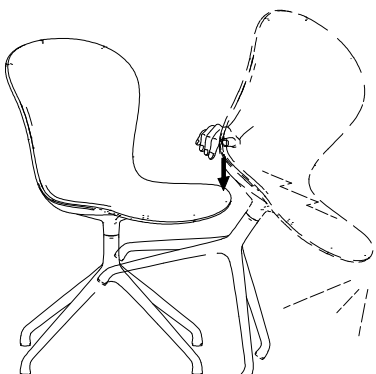
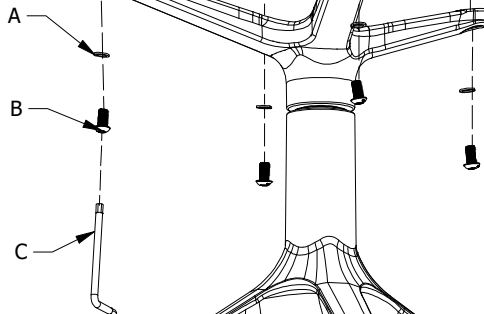


Sparepart bag:
937000122



005969

Step 1: 50%
Step 2: 100 %



ATTENTION!