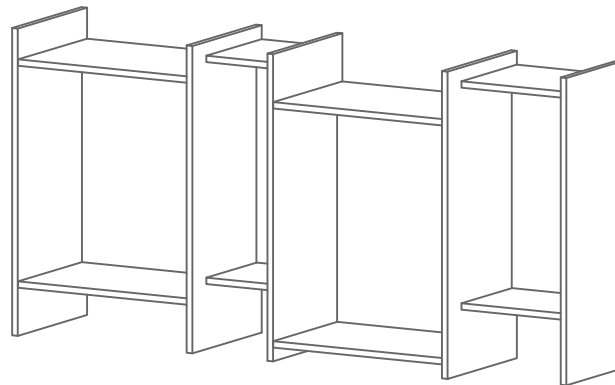


Como

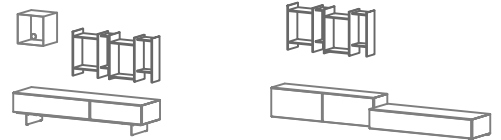
Design by BoConcept

Samlevejledning - Assembly Instructions - Montageanleitung - Instructions d'assemblage - Instrucciones de montaje

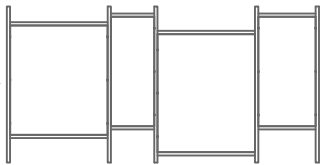


5240

57,6x115,2x25,6 cm /  max. 15kg



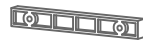
004094



Fittingbox: 93000836



A X 6
1979100000
8x40mm



B X 3
970001380



C X 3
970001338


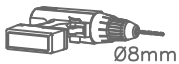


D X 6
970001392
4,5x55 mm



E X 2
970001320

Værktøj - Werkzeuge - Tools - Outils



Attention!

DK: Vægforhold kan bevirke, at det ikke er tilrådeligt at benytte de medfølgende skruer/rawplugs.

US: The condition of the wall may mean that it is inadvisable to use the enclosed screws and rawlplugs.

D: Die Wandbeschaffenheit kann ggf. dazu führen, dass eine Verwendung der beigefügten Schrauben/Dübel nicht ratsam ist.

E: Las condiciones de la pared pueden dar lugar a que no sea recomendable utilizar los tornillos/tacos adjuntos.

F: Veuillez noter que les vis ou les chevilles jointes ne conviennent pas à tous les types de mur.

NL: Er zijn muren waarin het niet valt aan te bevelen om de bijgevoegde schroeven/rawplugs te gebruiken.

P: As condições da parede podem fazer com que seja recomendável utilizar os parafusos/buchas de fundo incluídos.

JP: 壁の状態によっては、製品付属のネジやロープラグの使用は避けた方がよい場合があります。

Attention!

FIG. 1

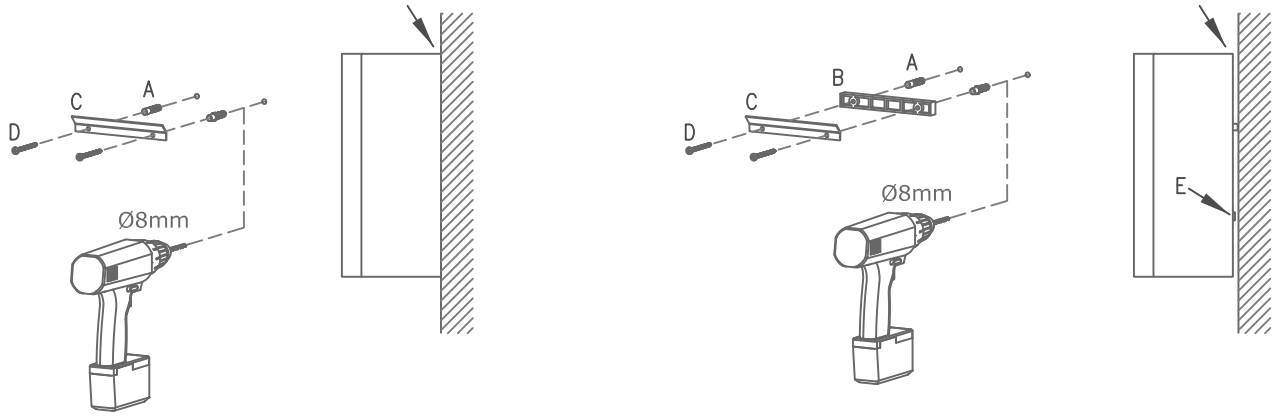
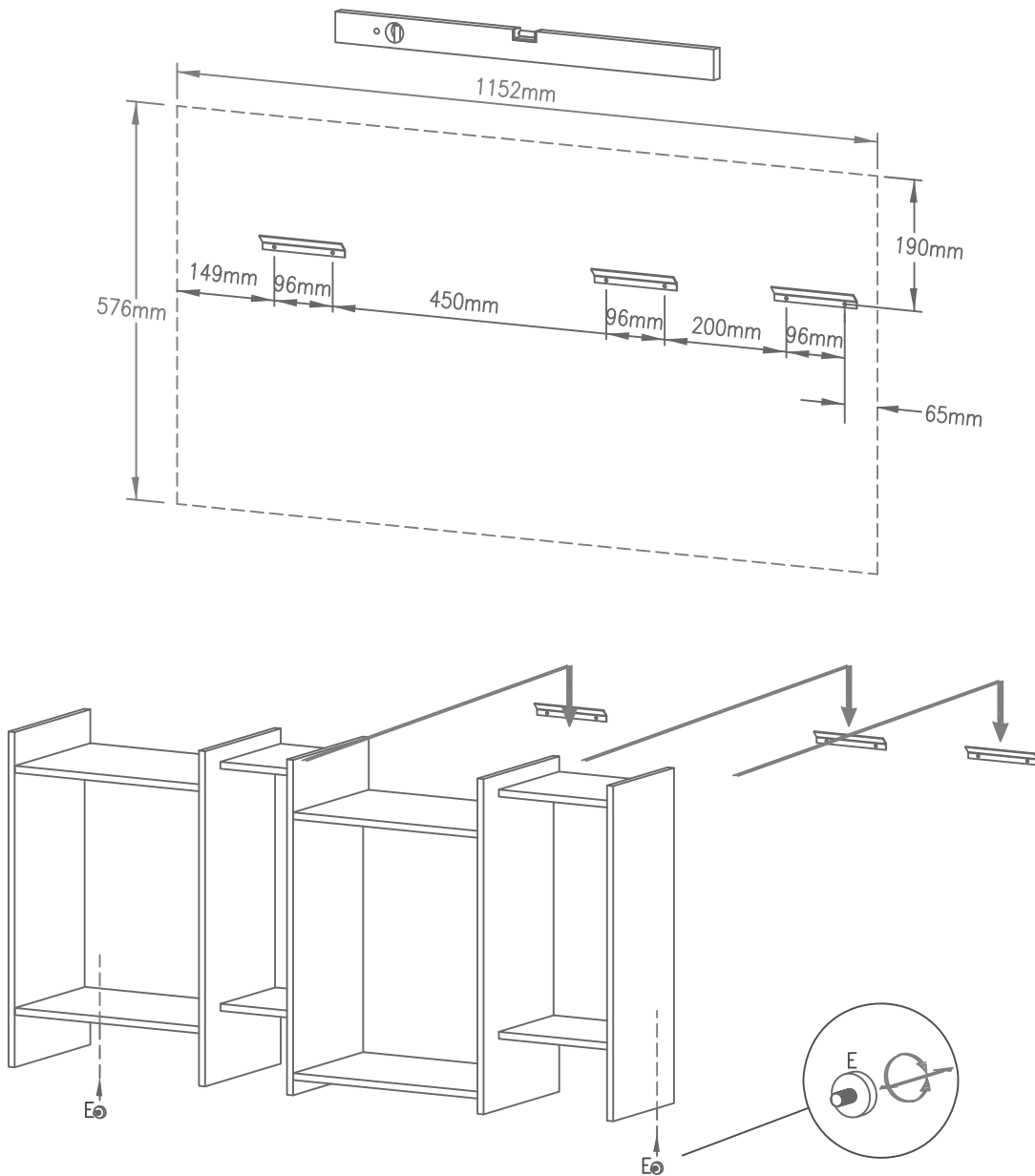


FIG. 2



DK Ved reklamation oplyses følgende:
 D Im Reklamationsfall, bitte folgendes erläutern:
 US In case of claims, please state the following:
 F En cas de réclamation, veuillez indiquer:
 NL Bij service volgene mededelen
 E En caso de reclamación, indicar lo siguiente:
 P No caso de reclamação, por favor indique o seguinte:
 JP お気づきの点等ございましたら、以下の点をお知らせください。

Example!

