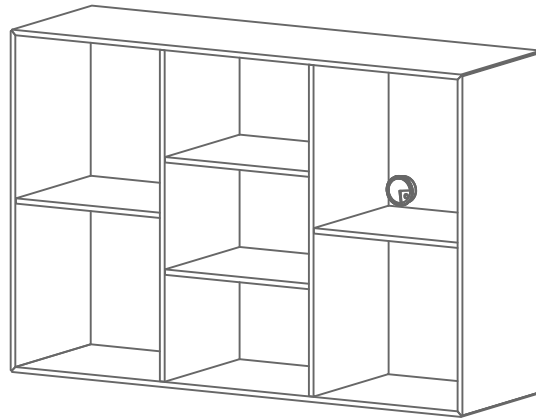


Como

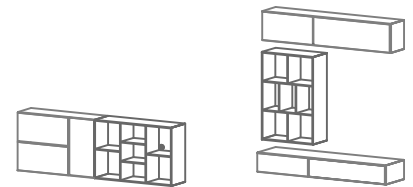
Design by BoConcept

Samlevejledning - Assembly Instructions - Montageanleitung - Instructions d'assemblage - Instrucciones de montaje

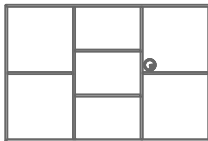


5440

76,8/115,2x35,2 cm /  max. 30kg



004373



Fittingbox: 930000838



A X 4
197910000
8x40mm



B X 2
970001380



C X 2
970001338

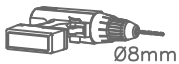


D X 4
970001392
4,5x55 mm




E X 2
970001320

Værktøj - Werkzeuge - Tools - Outils



Ø8mm



Attention!

DK: Vægforhold kan bevirke, at det ikke er tilrådeligt at benytte de medfølgende skruer/rawplugs.

US: The condition of the wall may mean that it is inadvisable to use the enclosed screws and rawlplugs.

D: Die Wandbeschaffenheit kann ggf. dazu führen, dass eine Verwendung der beigefügten Schrauben/Dübel nicht ratsam ist.

E: Las condiciones de la pared pueden dar lugar a que no sea recomendable utilizar los tornillos/tacos adjuntos.

F: Veuillez noter que les vis ou les chevilles jointes ne conviennent pas à tous les types de mur.

NL: Er zijn muren waarin het niet valt aan te bevelen om de bijgevoegde schroeven/rawplugs te gebruiken.

P: As condições da parede podem fazer com que seja recomendável utilizar os parafusos/buchas de fundo incluídos.

JP: 壁の状態によっては、製品付属のネジやロープラグの使用は避けた方がよい場合があります。

Attention!

FIG. 1

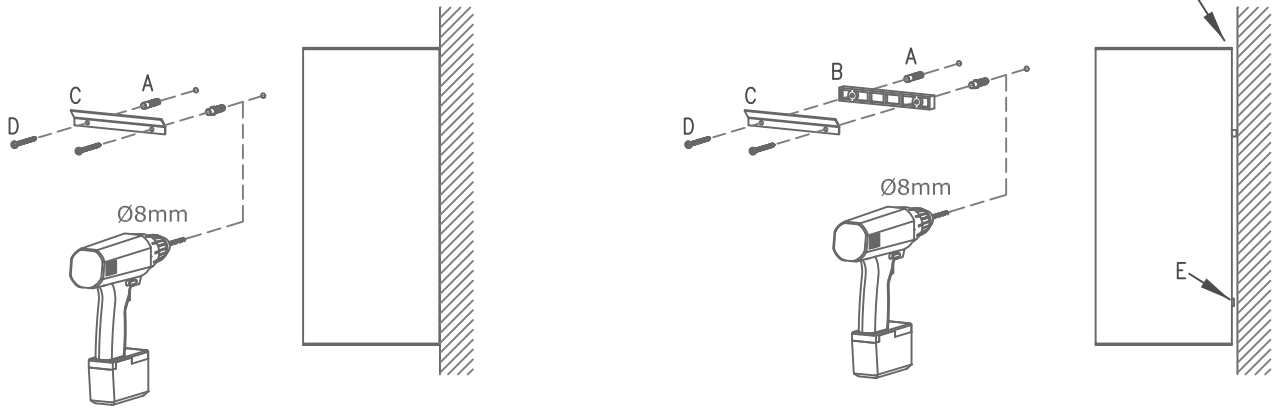
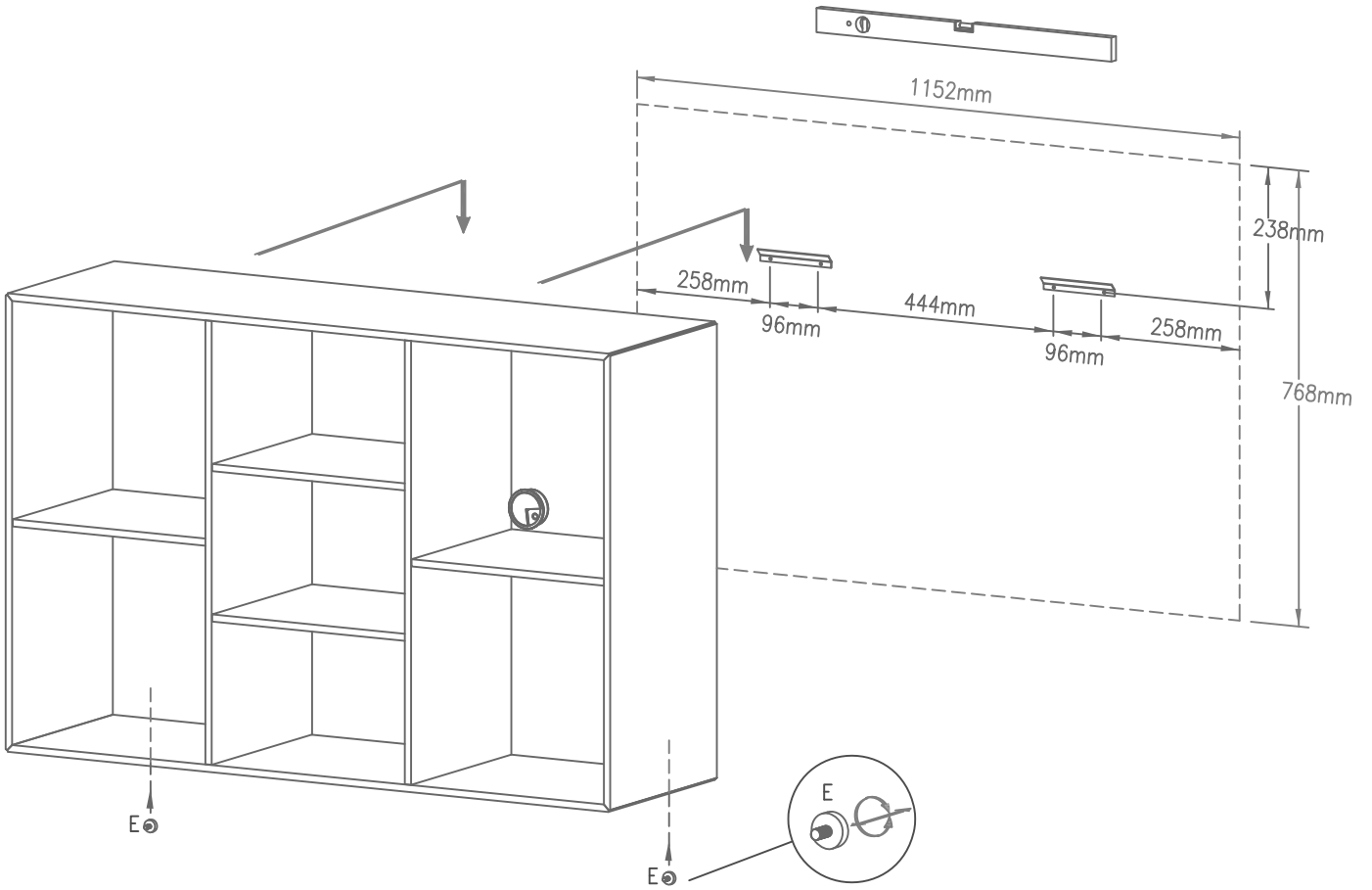
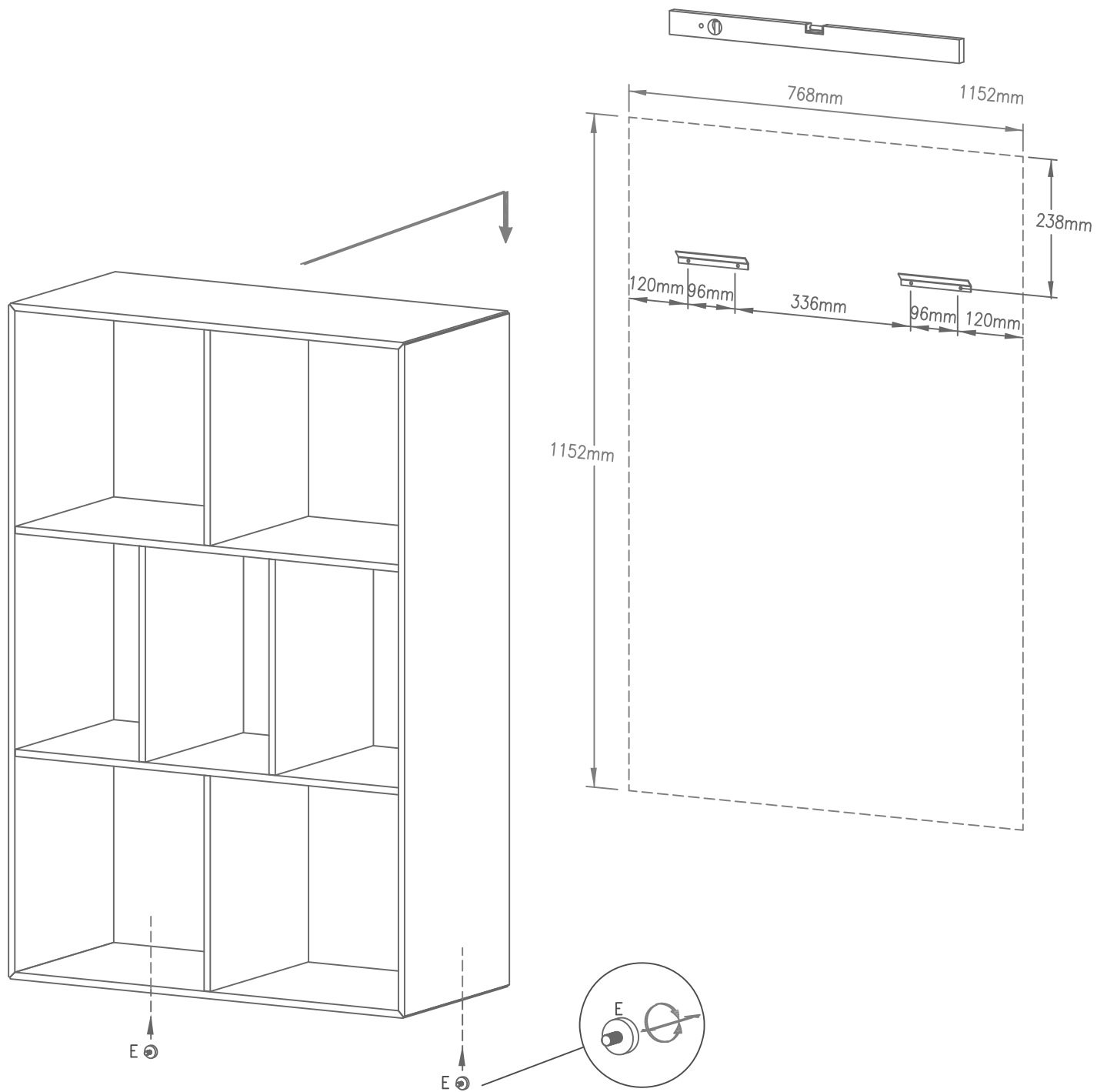


FIG. 2





! DK Ved reklamation oplyses følgende:
 D Im Reklamationsfall, bitte folgendes erläutern:
 US In case of claims, please state the following:
 F En cas de réclamation, veuillez indiquer:
 NL Bij service volgene mededelen
 E En caso de reclamacion, indicar lo siguiente:
 P No caso de reclamação, por favor indique o seguinte:
 JP お気づきの点等ございましたら、以下の点をお知らせください。

Example!

Korpus - Korpus - Carcase - Carcasse				Beslag - Fittings - Beschläge - Set de Montage		
2	1	3	A X 8 1972000014	B X 12 1972000004	C X 4 1979110830	D X 8 1978204210
			C X 2 1970120000	H X 2 1978504022	J X 8 1978204210	